
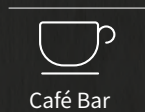







HIGH CAPACITY

**HIGH PERFORMANCE
SUPERIOR QUALITY**

BTC-150W



FEATURES



EFFICIENT PRODUCTION

Fast heating system can generate hot water extremely rapidly thanks to the advanced boiler with total heating power of 2500W.

28 seconds per cup for Espresso; two bean hoppers and one powder hopper configuration; diverse beverage choices.



STABLE PRODUCTION

Continuous extraction espresso TDS can reach 9 mg/L, cup volume deviation $\pm 5\%$, coffee temperature deviation $\pm 3^\circ\text{C}$.



MACHINE RELIABILITY

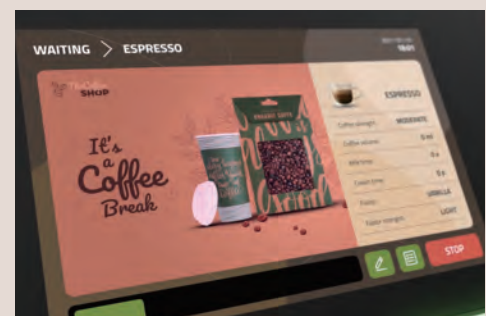
Globally sourced core components undergo comprehensive 100% testing, guaranteeing exceptional reliability. The machine is designed for commercial use, showcasing lasting performance.



EASY OPERATION

Beverage preparation: 10.1" Android color touch display and multi-scenario mode help prepare the beverages efficiently with a single touch and adjust the parameters of the beverages flexibly.

Cleaning and maintenance: Brewing and frothing systems undergo automatic cleaning each time when the machine is turned on or off. Both bean hopper(s) and milk frother are detachable, making them more convenient to clean.



TECHNICAL ADVANTAGES



ACCURATE GRINDING

The highly efficient flat burr with precise powder control delivers balanced extraction for every grinding, so as to get the best flavor from the beans, the grinding speed can reach 2-2.5g/s.



ROBUST BREWING UNIT

The professional brewing system produces extraction pressures of up to 9 Bar and 20% extraction rate.



FRESH MILK SYSTEM

The optimized milk system is able to mix the right quantities of steam, milk and air, creating delicate milk foam that can be heated up to 60-70°C.



IoT PLATFORM (OPTIONAL)

Coffee Cloud offers you a comprehensive coffee machine management solution: real-time equipment status monitoring, beverage statistics tracking, malfunction events recording, operation and maintenance management, online batch beverage customization and remote Ad contents switching.



SPECIFICATION

		BTC-150W
Recommended Daily Output		100-150 cups
Cups Per Hour According To DIN 18873-2	Espresso/2 Espresso	105 / 150 cups
	Cafe creme/2 Cafe cremes	75 / 90 cups
	Cappuccino	105 cups
	Hot chocolate	120 cups
	Hot water	102 cups
Specifications	Screen type	10.1" Android screen
	Bean hopper capacity	2*1200g
	Topping hopper capacity	1200g
	Brewer capacity	6~16g
	Boiler capacity	0.7L
	Water tank volume	4L
	Drip tray capacity	2L
	Waste bin full (counter)	45 portions
	Coffee spout height	Level1=100mm level2=160mm
Technical Specialities	Separate hot water wand	Yes
	Thermoblock quantity	1
	Grinder	2
	Fresh milk	Yes
	Lockable bean containers	Yes
	Digital service (IoT)	Optional
	MDB payment	Optional
Other Options	Built-in water filter	Optional
	Syrup	Optional
	Steam wand	Yes
	Drain hose set	Yes
	Barrelled water	Optional
Water Supply		Fixed water + Tank water
Power Connection		220-240V/50-60Hz
Rated Power		2500W
Weight	Net weight	30kg
Dimensions	D*W*H (Depth*Width*Height)	560*380*690mm

📍 Add: Maxibev, Block A, Claremorris Business Park, Co Mayo F12 H6E4

☎ Tel: 0949377444

✉ Email: Sales@MAXIBEV.com